


ALTITUDE (km)

70 60 50 40 30 20 15 10 5 0

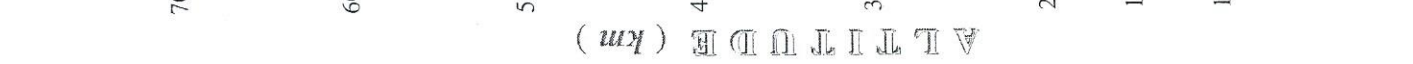


+100 +80 +60 +40 +20 0 -20 -40 -60 -80 -100

TEMPERATURE (°C)

ALTITUDE (km)

70 60 50 40 30 20 15 10 5 0

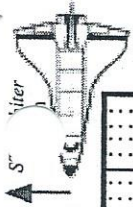


GLUE


ALTITUDE (km)

140 130 120 110 100 90 80

CUT



GRAPH of Atmospheric Temperature vs. Altitude



140 130 120 110 100 90 80

ALTITUDE (km)

CUT